



## **GAR-BRO SKIP PAN INSPECTION AND SAFETY GUIDELINES:**


The following are recommendations regarding GAR-BRO Skip Pan general inspection, wear, and safety. Specific inspection recommendations for special Skip Pans may be obtained by contacting the GAR-BRO engineers at 1-800-643-8192.

General inspection of all GAR-BRO Skip Pans, both daily (on the job), or in the shop (between jobs), should be made using the following guidelines as a minimum. Thorough cleaning of the pan may be required for a proper inspection to be made.

These recommendations are intended only as a guide for the responsible person checking and inspecting the item. These recommendations are not intended to be all-inclusive or to be used as a substitute for good judgment and/or experience of a qualified inspector.

### **GENERAL:**

- 1.) Inspect the lifting eyes for abrasion, impacts, damage, cracks, and wear (such as at the provided hole for the anchor shackle).
- 2.) Inspect all welds for damage, abrasion, cracks, and wear.
- 3.) Inspect the welds and any other structural item for any other unsafe condition.
- 4.) If any cracks, nicks, or other imperfections exist, or if there is any question regarding the integrity of the lifting eyes or top channel ring, then the Skip Pan should immediately be removed from service and further investigative action taken.
- 5.) Any modification to the lifting eyes, top channel ring, or any other structural component renders the skip pan unsafe and immediate removal from service is required.
- 6.) Wire rope slings (including alloy links,



anchor shackles, etc.) should be inspected daily for fraying, damage, and wear and must be immediately removed from service if deemed unsafe.



**INSPECTION PROCEDURE:**

1.) Visually inspect the lifting eyes and structural top channel ring for general condition. Removal of material (dirt, etc.), rust, or other surface material that could hide any damage may be necessary. Visual inspection should be supplemented by dye penetrant or magnetic particle methods of inspection by properly trained personnel if there is any doubt as to the condition of structural and lifting components after a thorough visual inspection. Any cracks found are grounds for immediate removal from service.

2.) Normal wear on the lifting eyes is typically confined to the upper portion of the hole where the pin on the anchor shackle connects. The hole should be inspected often to ensure it does not become "oblong." However, other wear patterns may be found in unique applications. Distortion of the lifting eyes caused from abuse, side loading, or improper use is possible and may require immediate removal from service. Call the factory at 1-800-643-8192 if the hole in the lifting eye becomes oblong or if there is any question as to its integrity.

**WHERE TO FIND INFORMATION ON YOUR SKIP PAN:**

All GAR-BRO Skip Pans and overhead lifters leave the factory with an ASME approved ID Tag listing important information like the Item Number, Serial Number (Shop Number), Maximum Gross Weight, etc. and a WARNING label. Never operate a Skip Pan that is missing the ID Tag or WARNING label shown below:

 <b>WARNING</b>		<b>Misuse of a Concrete Bucket or Overhead Lifter Can Cause Personal Injury or Death. To Ensure Safe Operation of This Concrete Bucket or Overhead Lifter:</b>	
<b>NEVER USE</b> a bucket or overhead lifter with bent, broken, or missing parts		<b>NEVER OVERLOAD</b> the bucket or overhead lifter. Do not exceed the maximum gross weight shown on the nameplate attached to this device. Do not attach collars or splash shields that could allow the bucket or overhead lifter to be overloaded.	
<b>INSPECT DAILY:</b>		<b>NEVER RIDE</b> the bucket or overhead lifter. <b>NOT A MAN BASKET.</b>	
1.) All bolts for wear, and that all bolts are in place and properly tightened		<b>NEVER STAND</b> under a hoisted bucket and stand clear during hoisting and grounding	
2.) All welds for cracks and wear.		<b>DO NOT LEAVE</b> suspended load unattended	
3.) Lifting bail and/or lift points for cracks, distortion, and excessive wear at lifting and pivot points		<b>ALWAYS</b> wear a hard hat and eye protection when operating	
<b>NEVER MODIFY</b> the bucket or overhead lifter or its lifting bail / lift points		<b>NEVER OPERATE</b> this bucket or overhead lifter while under the influence of alcohol or drugs.	
<b>KEEP HANDS CLEAR</b> of gate, bail areas, and pinch points during operation		<b>DO NOT OBSCURE OR REMOVE</b> warning labels or pinch stickers	
<b>NEVER SWING OR OPERATE</b> this bucket or overhead lifter near electrical hazards		<b>DO NOT LIFT</b> loads higher than necessary	
<b><u>IF YOU HAVE ANY QUESTIONS</u></b>			
about inspecting or the safe operation of this bucket or any other GAR-BRO EQUIPMENT please call the factory at 1-800-643-8192 during normal business hours. You may also visit our website, <a href="http://www.garbro.com">www.garbro.com</a> , for more information.			

It is imperative that all guidelines shown on the WARNING label in the picture above are followed at all times. If your WARNING label is missing or obstructed, please call the factory immediately and a new one will be sent free of charge.

***When using GAR-BRO Skip Pans, NEVER stand inside the pan for any reason; including loading and unloading. Skip Pans are designed for material transport only!!***

***Loading and unloading of the Skip Pan should occur when the Skip Pan is fully resting on the ground or level surface and the wire rope sling is disconnected from the crane hook. Never ride or transport any person in a Skip Pan.***

If you have any questions regarding the operation or safety of this item, please call GAR-BRO for assistance.